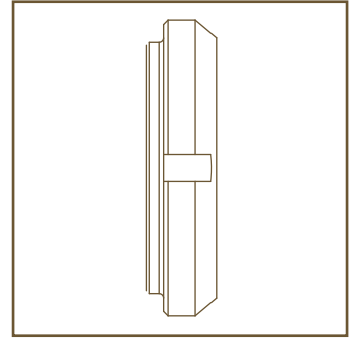
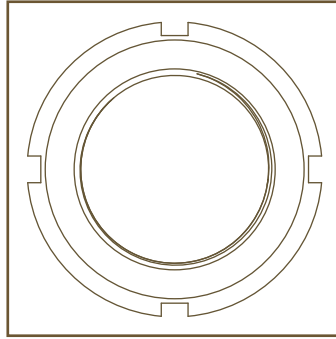
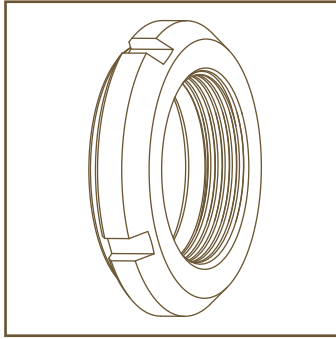




whittet-higgins company

BEARHUG - BHM SERIES - HIGH STRENGTH



| PART NUMBER | THREAD | MAX OUTSIDE DIAMETER (INCHES) | MAX FACE DIAMETER (INCHES) | MAX WIDTH (INCHES) | THEORETICAL AXIAL LOAD (LBS) | CAD MODEL | PART PRINT |
|-------------|----------|-------------------------------|----------------------------|--------------------|------------------------------|----------------------|---------------------|
| BHM-00 | 0.391-32 | 0.750 | 0.625 | 0.281 | 4300 | STEP | PDF |
| BHM-01 | 0.469-32 | 0.875 | 0.719 | 0.375 | 9600 | STEP | PDF |
| BHM-02 | 0.586-32 | 1.000 | 0.813 | 0.376 | 11900 | STEP | PDF |
| BHM-03 | 0.664-32 | 1.125 | 0.938 | 0.406 | 15500 | STEP | PDF |
| BHM-04 | 0.781-32 | 1.375 | 1.125 | 0.406 | 18100 | STEP | PDF |
| BHM-05 | 0.969-32 | 1.563 | 1.281 | 0.469 | 28600 | STEP | PDF |
| BHM-06 | 1.173-18 | 1.750 | 1.500 | 0.469 | 28200 | STEP | PDF |
| BHM-07 | 1.376-18 | 2.063 | 1.813 | 0.500 | 37500 | STEP | PDF |
| BHM-08 | 1.563-18 | 2.250 | 2.000 | 0.500 | 42700 | STEP | PDF |
| BHM-09 | 1.767-18 | 2.531 | 2.281 | 0.500 | 47900 | STEP | PDF |
| BHM-10 | 1.967-18 | 2.688 | 2.438 | 0.563 | 66100 | STEP | PDF |
| BHM-11 | 2.157-18 | 2.969 | 2.656 | 0.563 | 71900 | STEP | PDF |
| BHM-12 | 2.360-18 | 3.156 | 2.844 | 0.594 | 86200 | STEP | PDF |
| BHM-13 | 2.548-18 | 3.375 | 3.063 | 0.625 | 101100 | STEP | PDF |
| BHM-14 | 2.751-18 | 3.625 | 3.313 | 0.625 | 109200 | STEP | PDF |
| BHM-15 | 2.933-12 | 3.875 | 3.563 | 0.656 | 101800 | STEP | PDF |
| BHM-16 | 3.137-12 | 4.156 | 3.844 | 0.656 | 108400 | STEP | PDF |
| BHM-17 | 3.340-12 | 4.406 | 4.031 | 0.719 | 137600 | STEP | PDF |
| BHM-18 | 3.527-12 | 4.656 | 4.281 | 0.781 | 166100 | STEP | PDF |
| BHM-19 | 3.730-12 | 4.938 | 4.563 | 0.813 | 188100 | STEP | PDF |
| BHM-20 | 3.918-12 | 5.188 | 4.813 | 0.844 | 210200 | STEP | PDF |
| BHM-21 | 4.122-12 | 5.438 | 5.000 | 0.875 | 185600 | STEP | PDF |
| BHM-22 | 4.325-12 | 5.719 | 5.281 | 0.938 | 231400 | STEP | PDF |
| BHM-24 | 4.716-12 | 6.125 | 5.688 | 0.938 | 260700 | STEP | PDF |
| BHM-26 | 5.106-12 | 6.750 | 6.188 | 1.000 | 317200 | STEP | PDF |
| BHM-28 | 5.497-12 | 7.094 | 6.531 | 1.063 | 379700 | STEP | PDF |
| BHM-30 | 5.888-12 | 7.688 | 7.063 | 1.125 | 447000 | STEP | PDF |
| BHM-32 | 6.284-8 | 8.063 | 7.438 | 1.188 | 474500 | STEP | PDF |
| BHM-34 | 6.659-8 | 8.656 | 8.031 | 1.219 | 526400 | STEP | PDF |
| BHM-36 | 7.066-8 | 9.063 | 8.375 | 1.250 | 584300 | STEP | PDF |
| BHM-38 | 7.472-8 | 9.469 | 8.781 | 1.281 | 644200 | STEP | PDF |
| BHM-40 | 7.847-8 | 9.844 | 9.156 | 1.313 | 694500 | STEP | PDF |

FOR ADDITIONAL ENGINEERING SUPPORT: (401) 728-0700