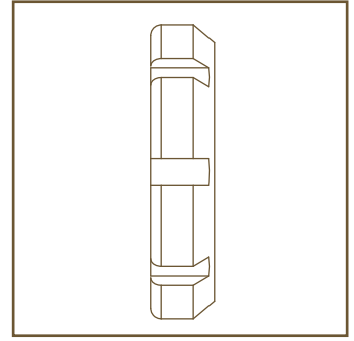
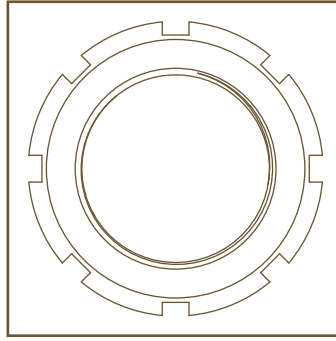
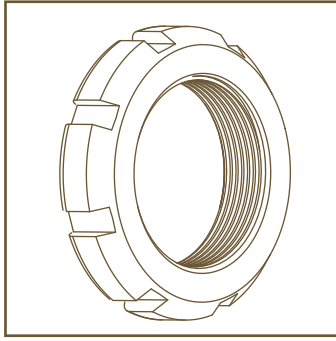


PRECISION LOCKNUT - PN SERIES - INCH



whittet-higgins company



PART NUMBER	THREAD	MAX OUTSIDE DIAMETER (INCHES)	MAX FACE DIAMETER (INCHES)	MAX WIDTH (INCHES)	THEORETICAL AXIAL LOAD (LBS)	CAD MODEL	PART PRINT
PN-00	0.391-32	0.750	0.625	0.229	3900	STEP	PDF
PN-01	0.469-32	0.875	0.719	0.323	7700	STEP	PDF
PN-02	0.586-32	1.000	0.813	0.323	9500	STEP	PDF
PN-03	0.664-32	1.125	0.938	0.354	12200	STEP	PDF
PN-04	0.781-32	1.375	1.125	0.385	15800	STEP	PDF
PN-05	0.969-32	1.563	1.281	0.416	21700	STEP	PDF
PN-06	1.173-18	1.750	1.500	0.416	24700	STEP	PDF
PN-07	1.376-18	2.063	1.813	0.448	32100	STEP	PDF
PN-08	1.563-18	2.250	2.000	0.448	36600	STEP	PDF
PN-09	1.767-18	2.531	2.281	0.448	41000	STEP	PDF
PN-10	1.967-18	2.688	2.438	0.510	54200	STEP	PDF
PN-11	2.157-18	2.969	2.656	0.510	58900	STEP	PDF
PN-12	2.360-18	3.156	2.844	0.541	69500	STEP	PDF
PN-13	2.548-18	3.375	3.063	0.573	80700	STEP	PDF
PN-14	2.751-18	3.625	3.313	0.573	87200	STEP	PDF
PN-15	2.933-12	3.875	3.563	0.604	89400	STEP	PDF
PN-16	3.137-12	4.156	3.844	0.604	95200	STEP	PDF
PN-17	3.340-12	4.406	4.031	0.635	108800	STEP	PDF
PN-18	3.527-12	4.656	4.281	0.698	129000	STEP	PDF
PN-19	3.730-12	4.938	4.563	0.729	144500	STEP	PDF
PN-20	3.918-12	5.188	4.813	0.760	159800	STEP	PDF
PN-21	4.122-12	5.438	5.000	0.760	166800	STEP	PDF
PN-22	4.325-12	5.719	5.281	0.791	184400	STEP	PDF
PN-24	4.716-12	6.125	5.688	0.823	211600	STEP	PDF
PN-26	5.106-12	6.750	6.188	0.885	251200	STEP	PDF
PN-28	5.497-12	7.094	6.531	0.948	294700	STEP	PDF
PN-30	5.888-12	7.688	7.063	0.979	328500	STEP	PDF
PN-32	6.284-8	8.063	7.438	1.041	375800	STEP	PDF
PN-34	6.659-8	8.656	8.031	1.073	413600	STEP	PDF
PN-36	7.066-8	9.063	8.375	1.104	454700	STEP	PDF
PN-38	7.472-8	9.489	8.781	1.135	497500	STEP	PDF
PN-40	7.847-8	9.844	9.156	1.198	550400	STEP	PDF

FOR ADDITIONAL ENGINEERING SUPPORT: (401) 728-0700