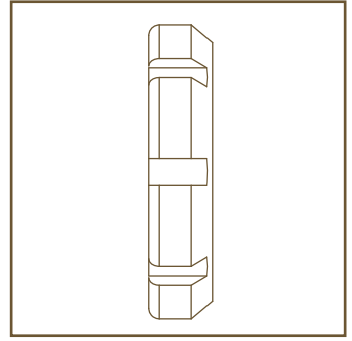
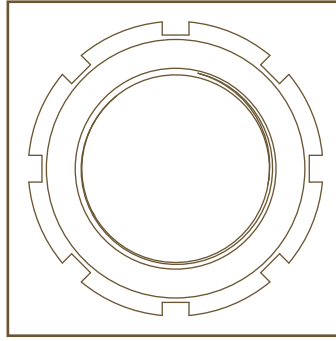
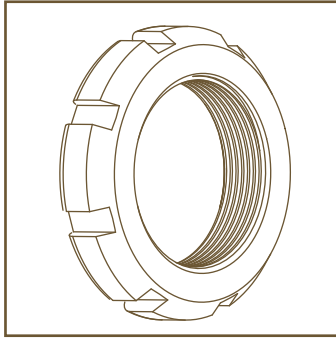




whittet-higgins company

MILITARY SPECIFICATION LOCKNUT - MS172321 THRU MS172353



PART NUMBER	THREAD	MAX OUTSIDE DIAMETER (INCHES)	MAX FACE DIAMETER (INCHES)	MAX WIDTH (INCHES)	THEORETICAL AXIAL LOAD (LBS)	CAD MODEL	PART PRINT
MS172321	0.500-28	1.052	0.859	0.198	7000	STEP	PDF
MS172322	0.5625-24	1.114	0.922	0.229	9600	STEP	PDF
MS172323	0.625-24	1.177	0.984	0.229	10700	STEP	PDF
MS172324	0.6875-24	1.317	1.125	0.229	11700	STEP	PDF
MS172325	0.750-20	1.396	1.203	0.260	14600	STEP	PDF
MS172326	0.8125-20	1.474	1.281	0.260	16900	STEP	PDF
MS172327	0.875-20	1.536	1.344	0.260	17100	STEP	PDF
MS172328	0.9375-20	1.599	1.406	0.260	18500	STEP	PDF
MS172329	1.000-20	1.724	1.469	0.291	22900	STEP	PDF
MS172330	1.0625-18	1.817	1.562	0.291	23700	STEP	PDF
MS172331	1.125-18	1.880	1.625	0.291	25100	STEP	PDF
MS172332	1.1875-18	1.943	1.688	0.291	26500	STEP	PDF
MS172333	1.250-18	2.005	1.750	0.291	27900	STEP	PDF
MS172334	1.3125-18	2.067	1.812	0.291	29300	STEP	PDF
MS172335	1.375-18	2.130	1.875	0.291	30700	STEP	PDF
MS172336	1.4375-18	2.193	1.938	0.291	32100	STEP	PDF
MS172337	1.500-18	2.255	2.000	0.291	33500	STEP	PDF
MS172338	1.5625-18	2.317	2.062	0.291	34900	STEP	PDF
MS172339	1.625-18	2.380	2.125	0.322	41800	STEP	PDF
MS172340	1.6875-18	2.443	2.188	0.322	43500	STEP	PDF
MS172341	1.750-16	2.536	2.281	0.322	43700	STEP	PDF
MS172342	1.8125-16	2.599	2.344	0.322	45300	STEP	PDF
MS172343	1.875-16	2.661	2.406	0.322	46900	STEP	PDF
MS172344	1.9375-16	2.724	2.469	0.322	48400	STEP	PDF
MS172345	2.000-16	2.786	2.531	0.322	50000	STEP	PDF
MS172346	2.0625-16	2.849	2.594	0.322	51600	STEP	PDF
MS172347	2.125-16	2.911	2.656	0.322	53200	STEP	PDF
MS172348	2.1875-16	2.974	2.719	0.322	54700	STEP	PDF
MS172349	2.250-16	3.036	2.781	0.322	56300	STEP	PDF
MS172350	2.3125-16	3.099	2.844	0.322	57900	STEP	PDF
MS172351	2.375-16	3.161	2.906	0.322	59400	STEP	PDF
MS172352	2.4375-16	3.224	2.969	0.322	61000	STEP	PDF
MS172353	2.500-16	3.286	3.031	0.322	62600	STEP	PDF

FOR ADDITIONAL ENGINEERING SUPPORT: (401) 728-0700