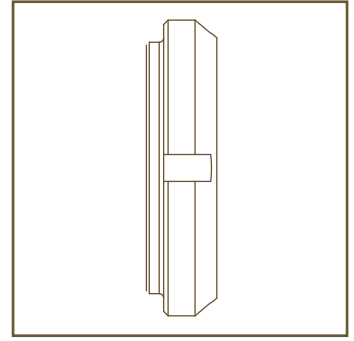
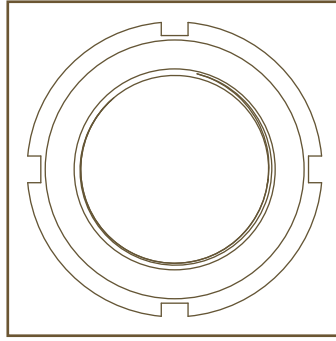
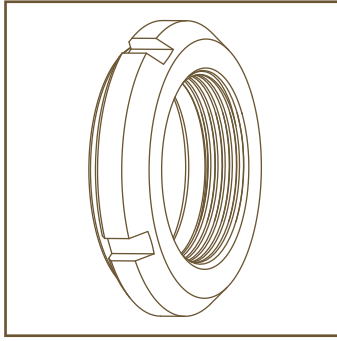


BEARHUG - BH SERIES - INCH



whittet-higgins company



PART NUMBER	THREAD	MAX OUTSIDE DIAMETER (INCHES)	MAX FACE DIAMETER (INCHES)	MAX WIDTH (INCHES)	THEORETICAL AXIAL LOAD (LBS)	CAD MODEL	PART PRINT
BH-00	0.391-32	0.750	0.625	0.281	2900	STEP	PDF
BH-01	0.469-32	0.875	0.719	0.375	6500	STEP	PDF
BH-02	0.586-32	1.000	0.813	0.376	8000	STEP	PDF
BH-03	0.664-32	1.125	0.938	0.406	10500	STEP	PDF
BH-04	0.781-32	1.375	1.125	0.406	12300	STEP	PDF
BH-05	0.969-32	1.563	1.281	0.469	19300	STEP	PDF
BH-06	1.173-18	1.750	1.500	0.469	19100	STEP	PDF
BH-065	1.312-18	2.063	1.813	0.500	24200	STEP	PDF
BH-07	1.376-18	2.063	1.813	0.500	25400	STEP	PDF
BH-08	1.563-18	2.250	2.000	0.500	28900	STEP	PDF
BH-09	1.767-18	2.531	2.281	0.500	32400	STEP	PDF
BH-10	1.967-18	2.688	2.438	0.563	44700	STEP	PDF
BH-11	2.157-18	2.969	2.656	0.563	48700	STEP	PDF
BH-12	2.360-18	3.156	2.844	0.594	58300	STEP	PDF
BH-13	2.548-18	3.375	3.063	0.625	68400	STEP	PDF
BH-14	2.751-18	3.625	3.313	0.625	73900	STEP	PDF
BH-15	2.933-12	3.875	3.563	0.656	68900	STEP	PDF
BH-16	3.137-12	4.156	3.844	0.656	73300	STEP	PDF
BH-17	3.340-12	4.406	4.031	0.719	93100	STEP	PDF
BH-18	3.527-12	4.656	4.281	0.781	112300	STEP	PDF
BH-19	3.730-12	4.938	4.563	0.813	127200	STEP	PDF
BH-20	3.918-12	5.188	4.813	0.844	142200	STEP	PDF
BH-21	4.122-12	5.438	5.000	0.875	117600	STEP	PDF
BH-22	4.325-12	5.719	5.281	0.938	146700	STEP	PDF
BH-24	4.716.12	6.125	5.688	0.938	165200	STEP	PDF
BH-26	5.106.12	6.750	6.188	1.000	201000	STEP	PDF
BH-28	5.497-12	7.094	6.531	1.063	240600	STEP	PDF
BH-30	5.888-12	7.688	7.063	1.125	283200	STEP	PDF
BH-32	6.284-8	8.063	7.438	1.188	300700	STEP	PDF
BH-34	6.659-8	8.656	8.031	1.219	333500	STEP	PDF
BH-36	7.066-8	9.063	8.375	1.250	370300	STEP	PDF
BH-38	7.472-8	9.469	8.781	1.281	408300	STEP	PDF
BH-40	7.847-8	9.844	9.156	1.313	440100	STEP	PDF

FOR ADDITIONAL ENGINEERING SUPPORT: (401) 728-0700